



For Love of Children

FLOC 2021 Read-a-Thon How to Use DC Public Library - Online

What is the DC Public Library - Online?

The DC Public Library (DCPL) has an online catalogue, and you can check out your favorite e-Books through their main site <https://www.dclibrary.org/>, the Libby site and app with your DCPL log in, or the Overdrive site and app with your DCPL log in.

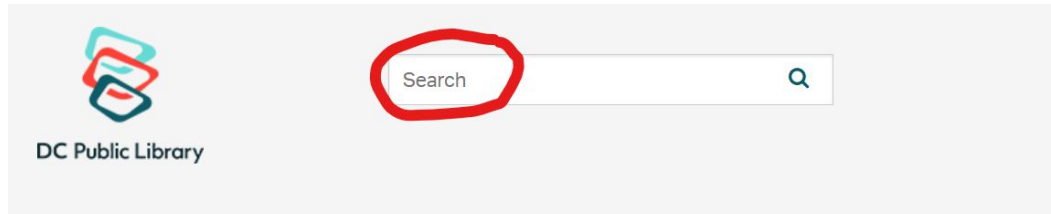
What do I need to access the DC Public Library - Online?

Anyone with a D.C. Public Library Card (or a DC One Card) and an internet-connected device (laptop, computer, tablet, or phone) can access the DC Public Library - Online.



How to access the DC Public Library - Online with Library Card:

- 1) Visit <https://www.dclibrary.org/>.
- 2) Click the orange “My Account” button in the top right corner
- 3) Enter your DC Library card number and pin
- 4) If using your DC One Card, please follow the Overdrive directions on the following page

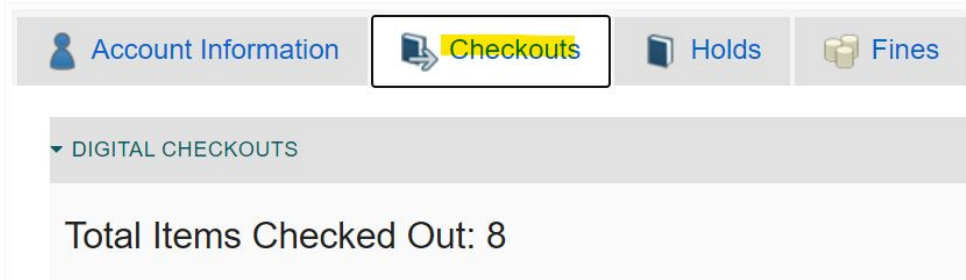
How to use the DC Public Library - Online:



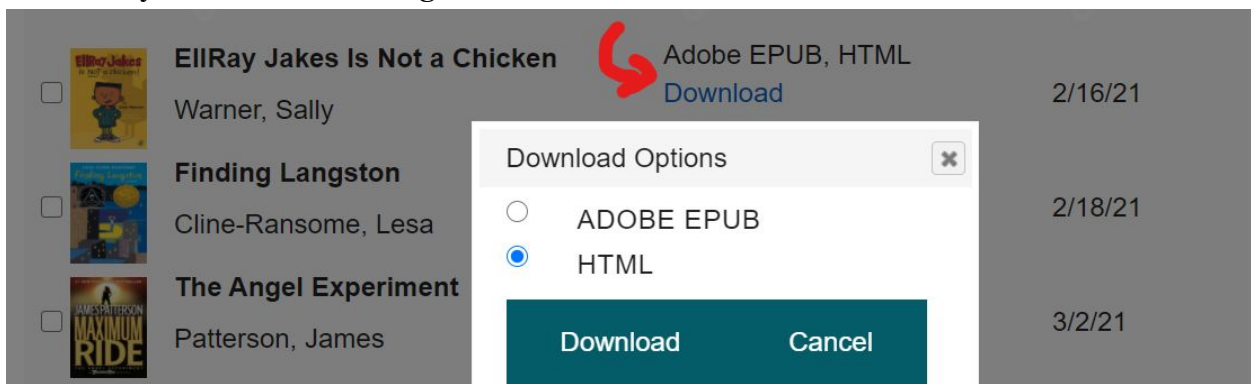
- Search for your favorite title in the search bar

3.		Jake the Fake Keeps It Real by Robinson Craig Format: eBook Electronic Format HTML, ADOBE EPUB Available: 0	→	PLACE HOLD PREVIEW
4.		Jake the Fake Goes for Laughs by Robinson Craig Format: eBook Electronic Format HTML, ADOBE EPUB, KINDLE Available: 1	→	DOWNLOAD PREVIEW

- Once you find the book you want, click “DOWNLOAD” if it is available or “PLACE HOLD” if it is not



- You will find your checkouts under the “Checkouts” tab if you click the orange “My Account” button again

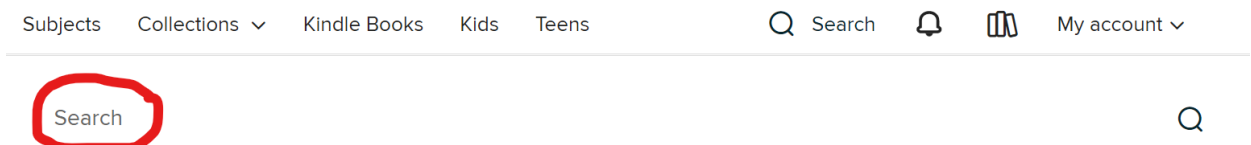


- Scroll down to the book you want to read and click “Download.” We suggest downloading HTML or Kindle versions of the book for easiest reading

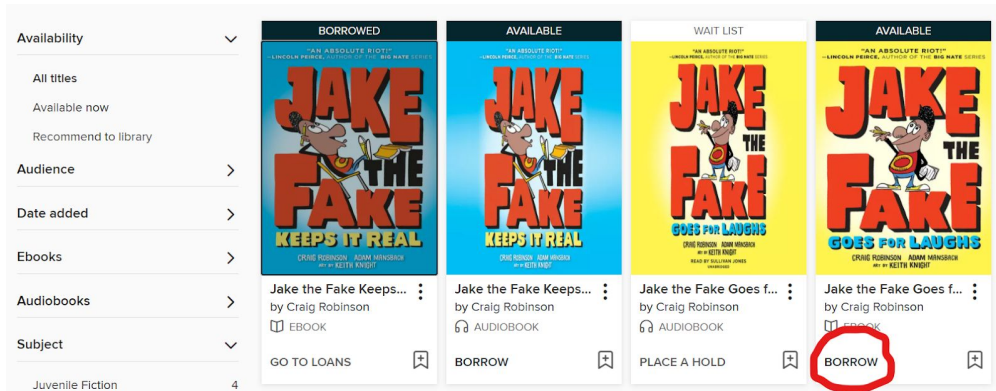
How to access the DC Public Library - Overdrive with DC One Card:

- 1) Visit <https://dclibrary.overdrive.com/>
- 2) Click the black “Sign in” button on the right
- 3) Enter your DC One Card number (without any spaces)

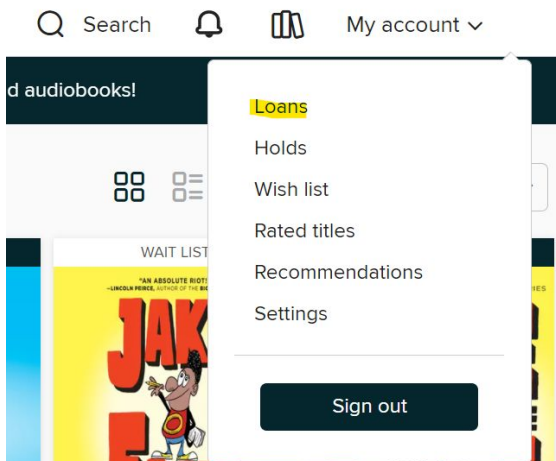
How to use the DC Public Library - Overdrive:



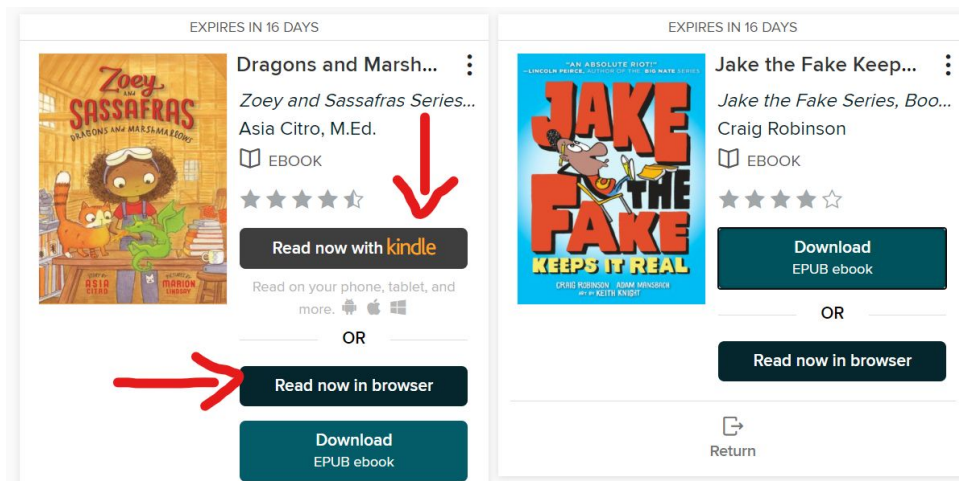
- Search for your favorite title in the search bar



- Once you find the book you want, click “BORROW” if it is available or “PLACE A HOLD” if it is not



- You will find your checkouts under the “Loans” tab if you click the black “My account” text



- Scroll down to the book you want to read and click “Read now with Kindle” or “Read now in browser” for easiest reading